

MEN'S SIZING GUIDE

in inches

MEN'S TOPS

SIZE (U.S.)	SM	MD	LG	XL	2XL	3XL	4XL	5XL
CHEST	34-36	38-40	42-44	46-48	50-52	54-56	58-60	62-64
WAIST	31-33	35-37	39-41	43-45	47-49	51-53	55-57	59-61
HIP	34-36	38-40	42-44	46-48	50-52	54-56	58-60	62-64
SLEEVE	27-28	29-30	31-32	33-34	35-36	35-36	33-34	33-34
INSEAM [SHORT]	28	29	30	31	31	31	31	31
INSEAM [REGULAR]	30	31	32	33	33	33	33	33
INSEAM [TALL]	33	34	35	36	36	36	36	36

MEN'S BOTTOMS

SIZE (U.S.)	28	30	32	34	36	38	40	42
HIP	36-37	38-39	40-41	42-43	44-45	46-47	48-49	50-51
INSEAM [SHORT]	29	30	30	30	30	30	31	31
INSEAM [REGULAR]	31	31	32	32	32	32	33	33
INSEAM [TALL]	34	34	35	35	35	35	36	36

HEAD | Measure circumference of head just above top of ears, and 1 inch (2.54 cm) above eyebrows.

SLEEVE | With your arm bent at the elbow and hand on your hip measure from the back of the neck to the elbow and finish at the wrist.

CHEST | Measure under arms around the fullest part of the chest. Be sure to keep tape level across back and comfortably loose.

WAIST | Measure around natural waist with a loose tape.

HIP & SEAT | Place the measuring tape around the body at the fullest part of the lower hip, feet together.

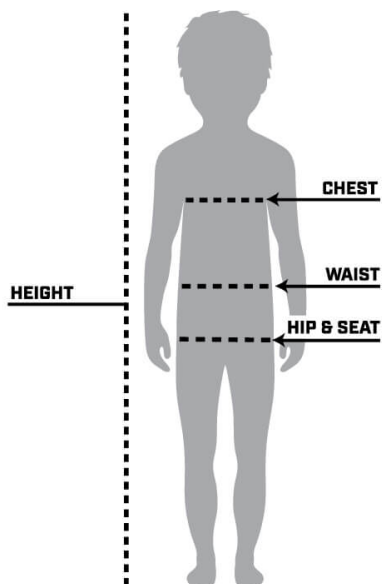
INSEAM | Without shoes; measure on inside of leg from groin to the floor.

YOUTH SIZING GUIDE

in inches

BOYS

SIZE (U.S.)	XS	SM	MD	LG	XL
NUMERIC SIZE	6/6X	7/8	10/12	14/16	18
AGE	6-7	8-9	10-11	12-13	14+
HEIGHT	45.5-48.5	49.5-52	55.5-58.5	61.5-64	66.5
CHEST	24-24.75	25.5-26.5	27.5-28.5	30.5-32	33.5
WAIST	23-23.5	23.5-24.5	25.5-26.5	28-29.5	31
HIP	25-25.75	26.5-27.75	29-30.5	32-33.5	35



CHEST | Measure under arms around the fullest part of the chest. Be sure to keep tape level across back and comfortably loose.

WAIST | Measure around natural waist with a loose tape.

HIP & SEAT | Place the measuring tape around the body at the fullest part of the lower hip, feet together.

GIRLS

SIZE (U.S.)	XS	SM	MD	LG	XL
NUMERIC SIZE	6/6X	7/8	10	12/14	16
AGE	6-7	8-9	10-11	12-13	14+
HEIGHT	46-48.5	50.5-52.5	55	58-61	62.5
CHEST	24-24.75	26-27	28.5	30-31.5	33.5
WAIST	23-23.5	23.5-24.25	25	26-28	30
HIP	25-25.75	27.5-28.5	30	32-34	36



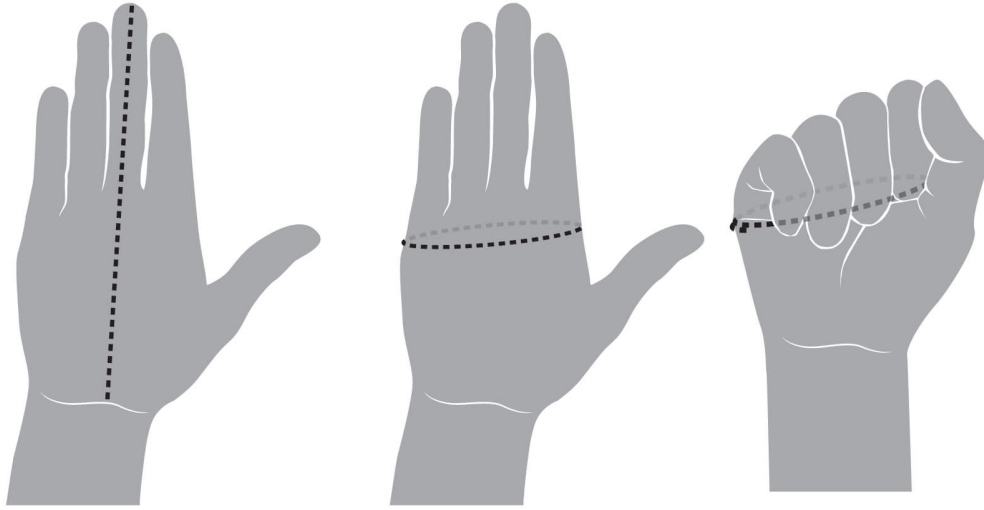
MEN'S FOOTWEAR

USA	5	6	7	8	9	10	11	12	13	14
EU	37.5	38.5	40	41	42.5	44	45	46	47.5	49
JAPAN	23	24	25	26	27	28	29	30	31	32

WOMEN'S FOOTWEAR

USA	5	6	7	8	9	10	11
EU	36	37.5	38.5	40	41	42.5	44
JAPAN	22	23	24	25	26	27	28

MEN'S GLOVE SIZING GUIDE



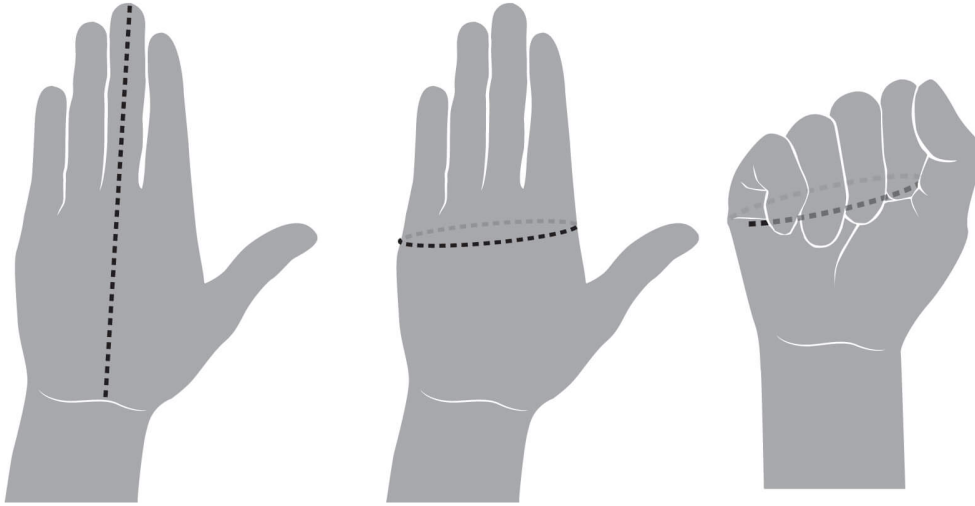
PALM LENGTH | Measure from the crease of wrist to the tip of middle finger

PALM CIRCUMFERENCE | Measure circumference around palm, just below knuckles. Lightly close fingers into palm.

SIZE [U.S.]	XS	S	M	L	XL	2XL	3XL
SIZE [EUROPE]	7	8	9	10	11	12	13
PALM LENGTH [IN]	7 ½	7 ¾	8	8 ¼	8 ½	8 ¾	9
PALM LENGTH [CM]	19.00	19.70	20.30	21.00	21.60	22.20	22.80
PALM CIRCUMFERENCE [IN]	8 - 8 ¼	8 ¼ - 8 ½	8 ½ - 9	9 - 9 ½	9 ½ - 9 ¾	9 ¾ - 10 ¼	10 ¼ - 10 ½
PALM CIRCUMFERENCE [CM]	20 - 21	21 - 22	22 - 23	23 - 24	24 - 25	25 - 26	26 - 27

UPDATED 1.13.21

WOMEN'S GLOVE SIZING GUIDE



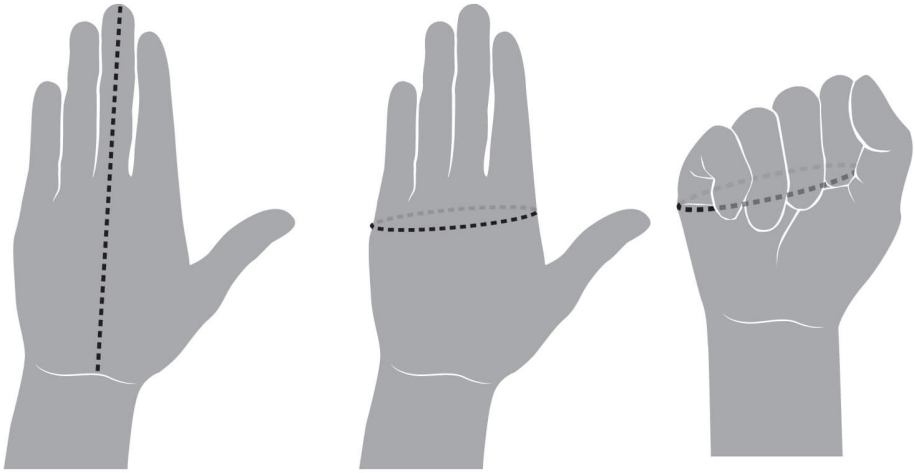
PALM LENGTH | Measure from the crease of wrist to the tip of middle finger

PALM CIRCUMFERENCE | Measure circumference around palm, just below knuckles. Lightly close fingers into palm.

SIZE [U.S.]	XS	S	M	L	XL	2XL
SIZE [EUROPE]	6	7	8	9	10	11
PALM LENGTH [IN]	7 ¼	7 ½	7 ¾	8	8 ¼	8 ½
PALM LENGTH [CM]	18.40	19.00	19.70	20.30	21.00	21.60
PALM CIRCUMFERENCE [IN]	7 ⅙ - 7 ½	7 ½ - 8	8 - 8 ¼	8 ¼ - 8 ⅝	8 ⅝ - 9	9 - 9 ½
PALM CIRCUMFERENCE [CM]	18 - 19	19 - 20	20 - 21	21 - 22	22 - 23	23 - 24

UPDATED 1.13.21

KID'S GLOVE SIZING GUIDE



PALM LENGTH | Measure from the crease of wrist to the tip of middle finger

PALM CIRCUMFERENCE | Measure circumference around palm, just below knuckles. Lightly close fingers into palm.

SIZE [U.S.]	YSM	YMD	YLG	YXL
SIZE [EUROPE]	5	6	7	8
PALM LENGTH [IN]	7	7 ¼	7 ½	7 ¾
PALM LENGTH [CM]	18	18.40	19.00	19.30
PALM CIRCUMFERENCE [IN]	7 ⅙ - 7 ½	7 ½ - 8	8 - 8 ¼	8 ¼ - 8 ⅝
PALM CIRCUMFERENCE [CM]	18 - 19	19 - 20	20 - 21	21 - 22

UPDATED 1.13.21